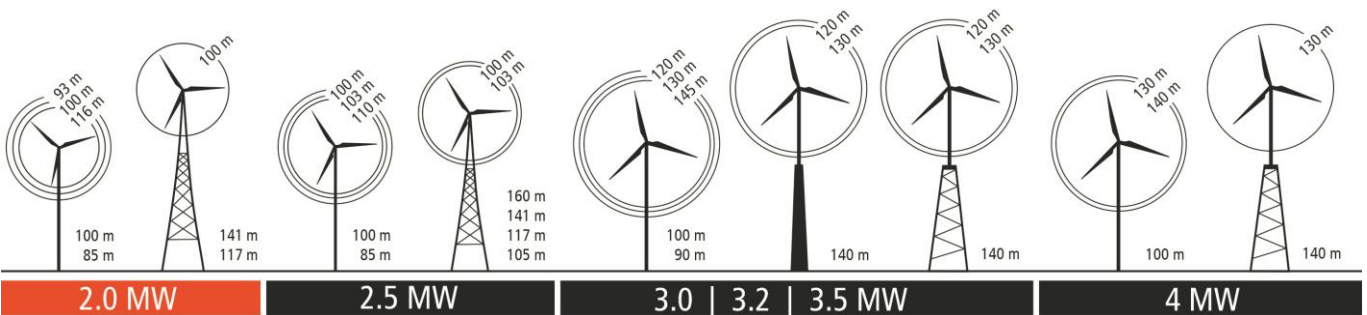
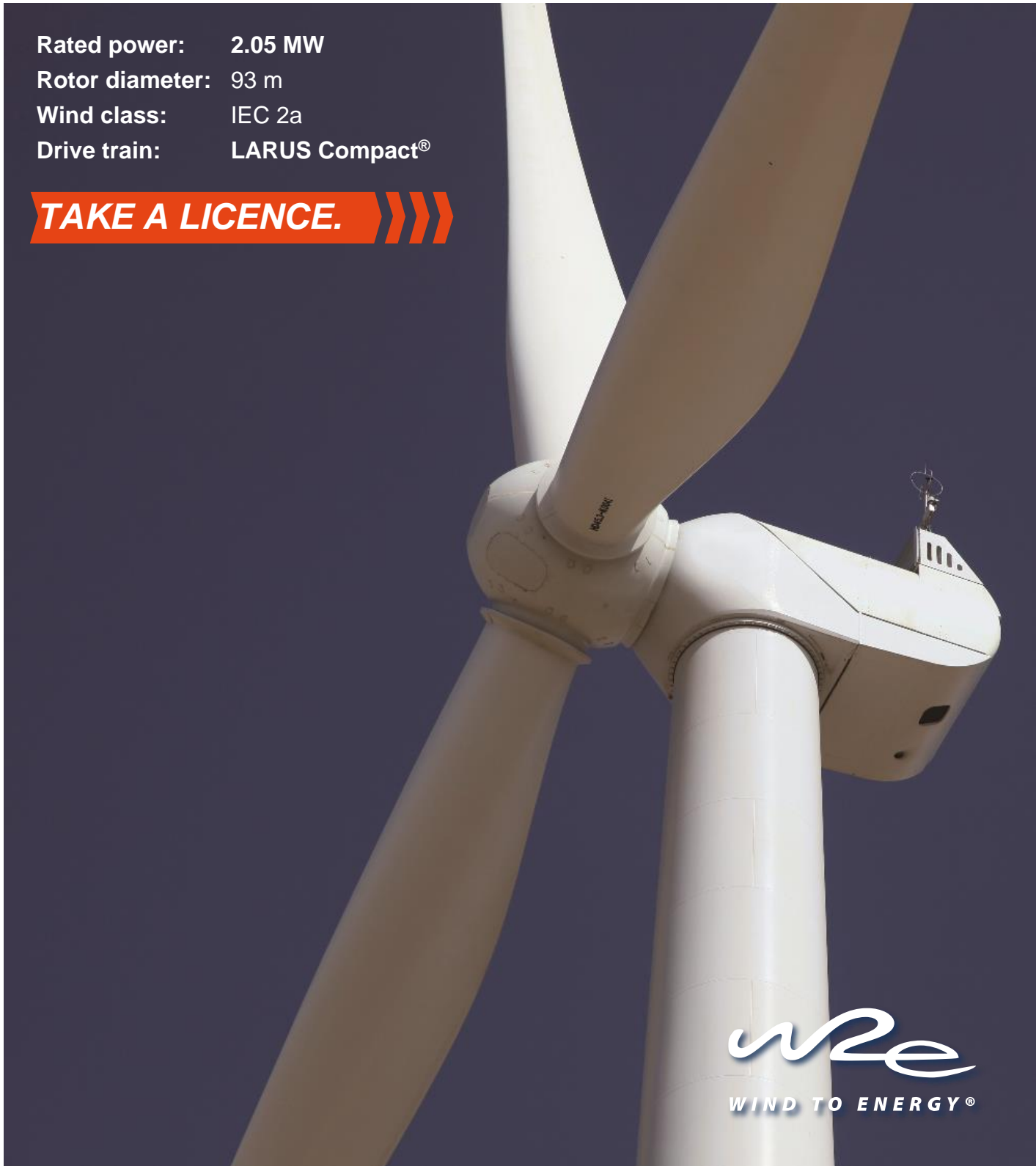


Rated power: 2.05 MW
 Rotor diameter: 93 m
 Wind class: IEC 2a
 Drive train: LARUS Compact®

TAKE A LICENCE. >>>>



TECHNICAL DATA

Rated power	2.05 MW
Rotor	93 m
Wind class	IEC 2a
Cut-in wind speed	3.5 m/s
Rated wind speed	12 m/s
Cut-out wind speed	25.0 m/s
Capacity factor*	3,701 h, 42%
Sound power	104.5 dB(A)
Hub height tubular tower	70 m 85 m 100 m
Drive train concept - LARUS Compact®	Main gearbox in combination with torque bearing as a Plug & Play system
Electrical configuration	Double-fed induction generator, IGBT converter, 50 Hz, 60 Hz
Power control - LARUS Smart®	Triple independent pitch system
Safety system - LARUS Safe®	Matrix safety system

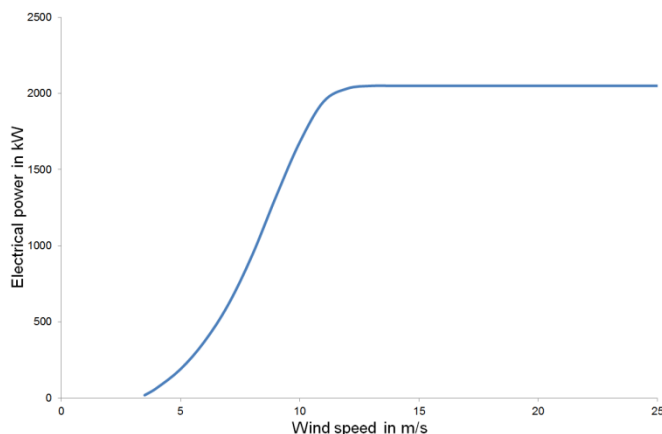
POWER CURVES*

V_{WIND} [m/s]	Power [kW]
3,5	15
4	60
5	183
6	360
7	600
8	921
9	1,325
10	1,735
11	1,993
12	2,044
13	2,050
14	2,050
25	2,050

ANNUAL YIELD*

V_{WIND} [m/s]	Yield [MWh]
5.0	3,284
5.5	4,169
6.0	5,069
6.5	5,956
7.0	6,808
7.5	7,613
8.0	8,362
8.5	9,049

* Standard conditions and calculations acc. to IEC 61400-12
Measured power curves on request



Editor:

W2E Wind to Energy GmbH
Grubenstraße 44
18055 Rostock | Germany
www.wind-to-energy.de